



> Draperies

indoor & outdoor
installation



FEATURES

A wide range of fabrics

Decorative Accessories

Many different combinations

Functionalism

BENEFITS

> Fabrics in a wide variety of colors, textures and transparencies that adapt to every type of setting.

> Available in track or metal bar versions, which facilitate its operation while providing highly decorative combinations. The motorized option is also available.

> The Draperies shade can be combined with other types of systems: roller shade, Roman shade, sliding panel, etc., adding to the decorative value.

> Bandalux offers blackout fabrics to prevent the entrance of sunlight, and fire-retardant fabrics that comply with the construction regulations for public buildings.

MULTIPLE PURPOSE ELEGANCE

Draperies

Gathering styles

A wide range of manufactures that adapt to different decorative styles.

Flat pleat



Pleat x 2,5

Normal pleat



Pleat x 2,5

Pinch Pleat



Pleat x 2,5

Ripple Fold



A system that ensures the perfect rippling effect of the Draperies drape
4 types of pleats 1,6, 1,8, 2,0 and 2,2

Grommet



Pleat x 1,6

Types of operation

Elementos Track. Hand- or cord-operated.
(Max. surface 15m²)



Matik Silent Track. Motor-operated. The motor operates automatically by simply pulling on the fabric of the drape by hand.
(Max. surface 18m²)



XXL track. Motor operated. Ideal for large surfaces.
Up to 6 m wide or 5 m tall. (Max. surface 24m²)



Curved Track. Motor-operated. Designed for rooms with curved walls or to serve as area dividers.
(Max. surface 24m²)



Bar ø28mm. hand-operated.
(Max. surface 15m²)



Ripple Fold Track
Hand-, cord- or wand-operated
(Max. surface 18m²)



Tendina

Made with Polyscreen® 314 (14% openness factor), a durable and low maintenance fabric appropriate for outdoor use.



**indoor &
outdoor
installation**



1 MINIMUM AND MAXIMUM SIZES

Model	Operation	Shade width		Shade height		Surface		Tolerance % (Width / Height)
		Maximum	Minimum	Maximum	Minimum	Maximum	Minimum	
BAR ø28mm	MANUAL	5000mm	1000mm	3000mm	1000mm	15m ²	1,5m ²	±0,2% / 0,5%
ELEMENTOS TRACK	MANUAL	5000mm	1500mm	3000mm	1000mm	15m ²	1,5m ²	±0,2% / 0,5%
	CORD	5000mm	1500mm	3000mm	1000mm	15m ²	1,5m ²	±0,2% / 0,5%
XXL /CURVED TRACK MOTOR	MOTOR	6000mm	1500mm	5000mm	1000mm	24m ²	1,5m ²	±0,2% / 0,5%
MATIK TRACK	MOTOR	6000mm	400mm	3000mm	400mm	18m ²	0,16m ²	±0,2% / 0,5%
RIPPLE FOLD TRACK	MANUAL	6000mm	400mm	3000mm	400mm	18m ²	0,16m ²	±0,2% / 0,5%
	CORD	6000mm	400mm	3000mm	400mm	18m ²	0,16m ²	±0,2% / 0,5%

① 1. The maximum height of the shade may vary, depending on the fabric used.

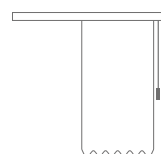
2. To adapt the larger sizes to the width of the piece, the fabric will be stitched vertically, leaving the seam hidden amid the pleats of the curtain.

2 NUMBER OF SUPPORTS ACCORDING TO SHADE WIDTH

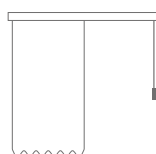
Bar ø28mm		Track Elementos and XXL/Curved motor		Track Matik and Ripple Fold	
Width of shade	Num. of supports	Width of shade	Num. of supports	Width of shade	Num. of supports
Up to 2000mm	2	Up to 1249mm	2	Up to 1200mm	2
2001 - 5000mm	3	1250 - 1999mm	3	1201 - 1800mm	3
		2000 - 2999mm	4	1801 - 2400mm	4
		3000 - 3999mm	5	2401 - 3000mm	5
		4000 - 5000mm	6	3001 - 3600mm	6
				3601 - 4200mm	7
				4201 - 4800mm	8
				4801 - 6000mm	9

① Bandalux will provide 10 rings per linear meter.

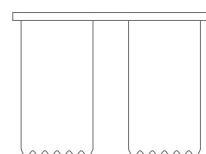
3 TYPES OF RETRACTION



Side retraction
RLA



Opposite side retraction
RLO



Retraction at both sides
RAL

4 WIDTH OF RETRACTION (mm)

Width of track	1000	1500	2000	2500	3000	3500	4000	4500	5000
Retraction with RLA or RLO opening	350	400	450	500	550	600	650	700	750
Retraction with RAL opening	300+300	330+330	350+350	380+380	400+400	430+430	450+450	480+480	500+500



5 HEIGHT OF COMMANDS

CORD-OPERATED WITH CHILD SAFETY

The **Child Safety** piece must be positioned at a minimum height of 1,5m from the floor. To calculate the height of commands, see page 65.

❗ The height of the commands will always be measured from the uppermost section of the shade (upper end of the track), to the lower part of the cord tensioner.

CORD-OPERATED WITHOUT CHILD SAFETY

If the Child Safety feature is declined, the height of the commands will be:

Cord	
Shade height H	Height of commands hc
Between 501 and 2200mm	Height of the shade minus 100mm
2201mm or higher	Height of the shade minus 1000mm

6 INFORMATION ON AVAILABLE MOTORS

TYPE	Model	Nm.	r.p.m.	power (W)
XXL/ CURVED TRACK MOTOR	230V/45W	1,2	88,6	45
MATIK TRACK	24V/65W	1	100	65

7 CROSS-SECTIONAL DRAWING AND HEIGHTS OF TRACKS AND SUPPORTS

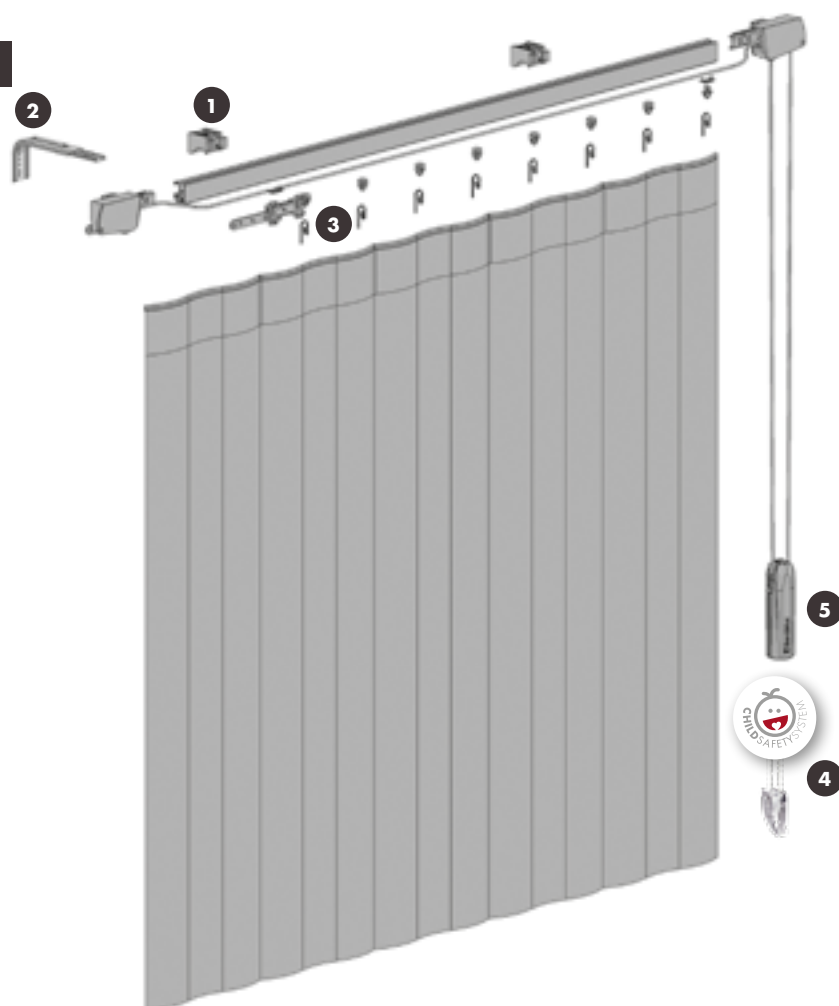
Elementos track, wall 	Elementos track, ceiling 	Ripple Fold, manual, wall
Ripple Fold, manual, ceiling 	Ripple Fold, cord, wall 	Ripple Fold, cord, ceiling
XXL/Curved Track, motor, ceiling 	Matik Track, wall 	Matik Track, ceiling
XXL/Curved Track, motor, ceiling 	Matik Track, ceiling 	

Shade > Draperies


SPARE PARTS



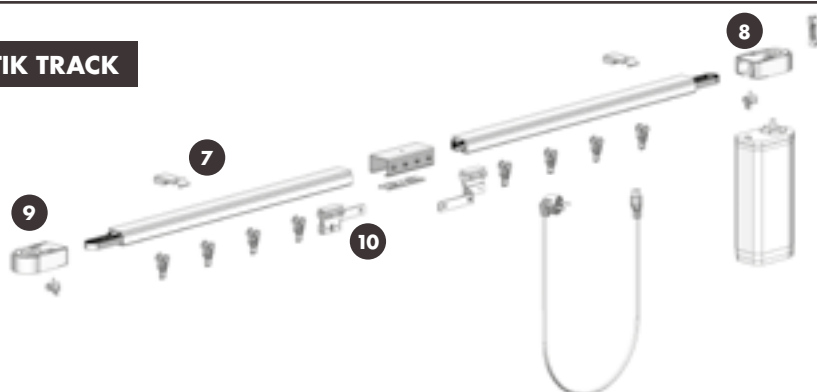
ELEMENTOS TRACK



XXL /CURVED TRACK MOTOR

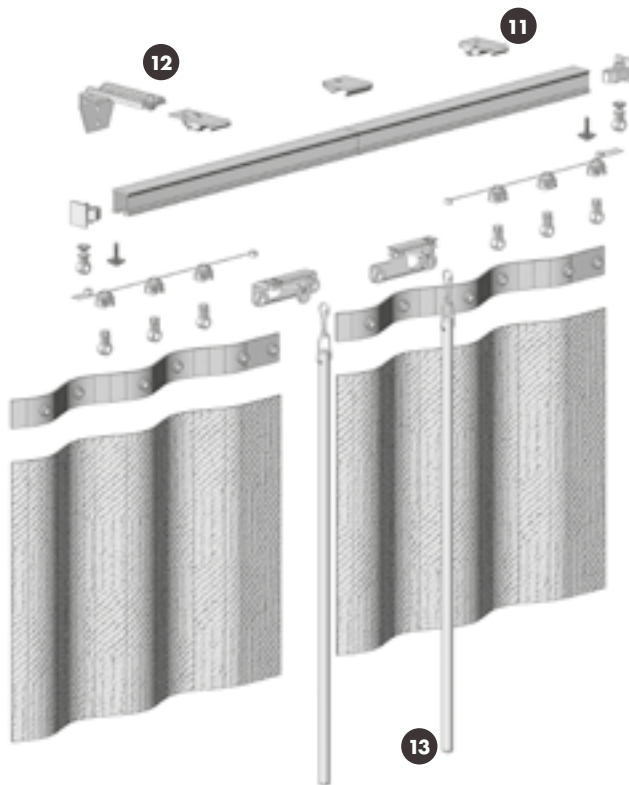


MATIK TRACK






RIPPLE FOLD TRACK MANUAL



1	04407000 Short support, 35 mm
	04407001 Long support, 70 mm
2	01488200 Reinforced bracket w/ extension from 8,5 to 14,5 cm, white
	01488202 Reinforced bracket w/ extension from 8,5 to 14,5 cm, brown
	01488204 Reinforced bracket w/ ext. from 8,5 to 14,5 cm, galvanized
	01488206 Reinforced bracket with extension from 8,5 to 14,5 cm, black
	01488208 Reinforced bracket with extension from 8,5 to 14,5 cm, ivory
	01488201 Reinforced bracket with extension from 14 to 23 cm, white
	01488203 Reinforced bracket with extension from 14 to 23 cm, brown
	01488205 Reinforced bracket w/ ext. from 14 to 23 cm, galvanized
	01488207 Reinforced bracket with extension from 14 to 23 cm, black
	01488209 Reinforced bracket with extension from 14 to 23 cm, ivory
3	18800500 Pleating hook
4	05402420 Child Safety tensioner
5	01415600 Cord tensioner, big, White RAL 9010
	01415601 Cord tensioner, big, black
	01415602 Cord tensioner, big, ivory
	01415603 Cord tensioner, big, grey
	01415604 Cord tensioner, big, brown
6	18500041 Ceiling support
7	18510060 Matik track ceiling support
8	18510030 Control, motor side
9	18510040 Control, pointed side
10	18510080 Matik track slide carriage
11	18520300 Ripple Fold track ceiling support
12	18520400 Bracket 7,5 cm white
13	18521300 Control wand for OP track 122 cm
	18521310 Control wand for OP track 152 cm
	18521320 Control wand for OP track 183 cm
	18200008E Elementos track KIT, assembled

RIPPLE FOLD TRACK CORD



WARRANTY



The warranty period is **3 years from date of purchase** on original invoice.

WHAT IS NOT COVERED:

- ✓ Materials.
- ✓ Systems and internal mechanisms.
- ✓ Components and brackets.

- . If the product has not been installed in accordance with the installation instructions.
- . Any conditions caused by normal wear and tear.
- . Accidents, misuse and/or alterations to the product.
- . Exposure to elements such as sun, wind, water and/or humidity and over time discoloration or fading.
- . Shipping charges, cost of removal and/or reinstallation.
- . Measurement variations of height and/or width of the blinds or shade of +/-0.2% or less.
- . Any treatment applied to the product, be it for washing or any other purpose that is not expressly recommended by Bandalux.
- . The proximity of the shades or blinds to abnormal heat sources and/or corrosive chemical that may alter the quality, appearance and presentation of the product, as well as functionality.
- . Damages due to consequences of natural disasters, and/or unforeseeable circumstances.